


# JOY-IT



DSO138 Oscilloscope

## Index

---

1. Introduction
  
2. Usage
  - 2.1 General Informations
  - 2.2 Calibration
  - 2.3 Trigger Mode
  
3. Safety Instructions
  
4. Support

## 1. Introduction


Dear customer,  
Thank you for choosing our product.  
In the following we will show you how to use your product.

If you encounter any unexpected problems during use, please feel free to contact us.

## 2. Usage

### 2.1 General Informations


The DSO-138 oscilloscope is immediately ready for use and does not require any further configuration. The exact wiring diagram can be found here:



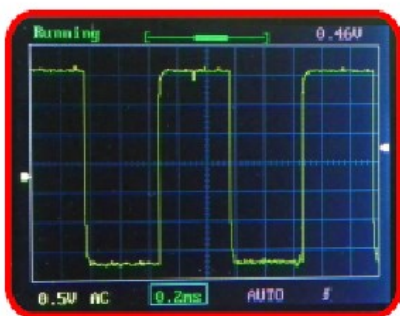
Function	Description
CPL	Change between AC, DC and GND
SEN1	First Sensitivity-Setting
SEN2	Second Sensitivity-Setting
OK	Stop current display
+ / -	Setting the parameters selected by [SEL]
SEL	Choose parameter

### 2.2 Calibration

Since there can always be small tolerances, you can calibrate your instrument. If this is necessary, please follow the steps below:



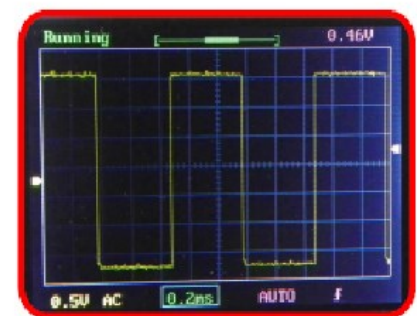
1. connect the red clip to the test signal terminal
2. Set[SEN1] to 0.1V and[SEN2] to X5.  
Set[CPL] to AC or DC.
4. Set Timebase to 0.2ms. A waveform (see below) should now be visible.
5. Use a screwdriver to adjust C4 until a good signal is obtained.  
Set[SEN1] to 1V and[SEN2] to X1 and move C6 until the rectangular waveform is reached.



Too less



Too much



Correct

## 2.3 Trigger Mode

Triggers are a special event that is triggered when a voltage value beats above a previously defined level. Oscilloscopes use these triggers as reference points to display a stable waveform.

Auto-Mode: The display is automatically updated regardless of the triggers.

Normal Mode: The display is only updated by a trigger.

Single mode: The display only updates itself after a trigger and then immediately switches to HOLD

### 3. Safety Instructions

Please note the following safety instructions:

The product is intended for use in dry rooms only and must not get wet or moist.

It is expressly not a toy, small parts could be swallowed and cause choking.

When using third-party accessories, we cannot guarantee that they will function properly, we recommend only using original accessories.

Incorrect / too high voltage can damage the unit and may also cause fire or electric shock injuries.

## 4. Support

We also support you after your purchase. If there are any questions left or if you encounter any problems, please feel free to contact us by mail, phone or by our ticket-supportsystem on our website.

E-Mail: [service@joy-it.net](mailto:service@joy-it.net)

Ticket-System: <http://support.joy-it.net>

Phone: +49 (0)2845 98469 – 66 (11- 18 Uhr)

Please visit our website for more informations:

[www.joy-it.net](http://www.joy-it.net)